

CHANGE/ERRATA INFORMATION

ISSUE NO: 2 10/93

This change/errata contains information necessary to ensure the accuracy of the following manual. Enter the corrections in the manual if either one of the following conditions exist:

1. The revision letter stamped on the indicated PCA is equal to or higher than that given with each change.
2. No revision letter is indicated at the beginning of the change or errata.

MANUAL

Title: 1722A/1752A Service
Part Number: 732156
Print Date: September 1984
Rev. & Date: 2, 3/92

C/E PAGE EFFECTIVITY

Page No.	Print Date
1	6/93
2	6/93
3	10/93

CHANGE #1 - 45050

On page 4-7, Table 4-3,

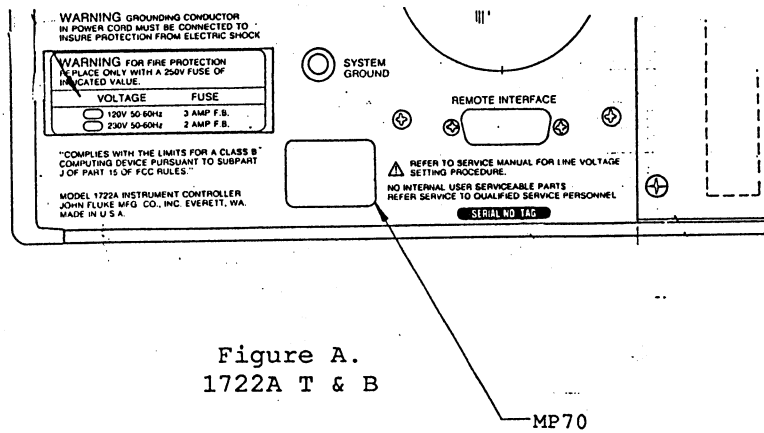
CHANGE: H5|WASHER, FLAT, STL, .149, .375, .031|110270|COMMERCIAL|9
 TO: H5|WASHER, FLAT, STL, .149, .375, .031|110270|COMMERCIAL|18

CHANGE #2 - 45584

On page 4-8, Table 4-3,

ADD: MP70|DECAL, CRT RADIATION|916960|89536|916960|1

On page 4-9, Figure 4-1, add MP70 as shown in Figure A.



CHANGE #3 - 46062

Rev. -G, Option -008 IEEE/RS-232C Interface PCA (1722A-4009)

On page 4-32, Table 4-14,

DELETE: SW2|SWITCH, DIP, SPST, 4 POS|408559|00779|435166-2|1

ADD: W1,2|WIRE, JUMPER, TEF, 22AWG, WHIT, .300
 |528257|60386|528257|2

On pages 4-33 and 5-47, Figure 4-10 and Figure 5-9, delete SW2, add W1 and W2 as shown in Figure B.

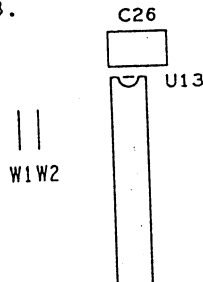


Figure B.
 1722A-1609

On page 5-48, Figure 5-9, delete SW2, add W1 and W2 as shown in Figure C.

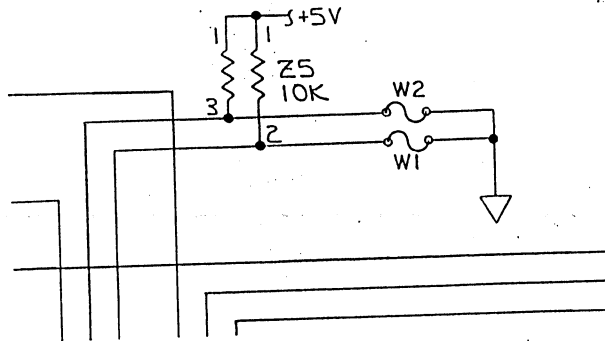


Figure C.
1722A-1009

CHANGE #4 - 46725

Rev. -C, Option -1722A-440 Winchester Hard, 40M

On page 4-49, Table 4-21,

ADD: MP6 | MOUNT, SHOCK, M-F, RUBBER, 6-32, .500, .250 | 928077 | 5P059 | 1

On page 4-50, Figure 4-16, add MP6 as shown in Figure D.

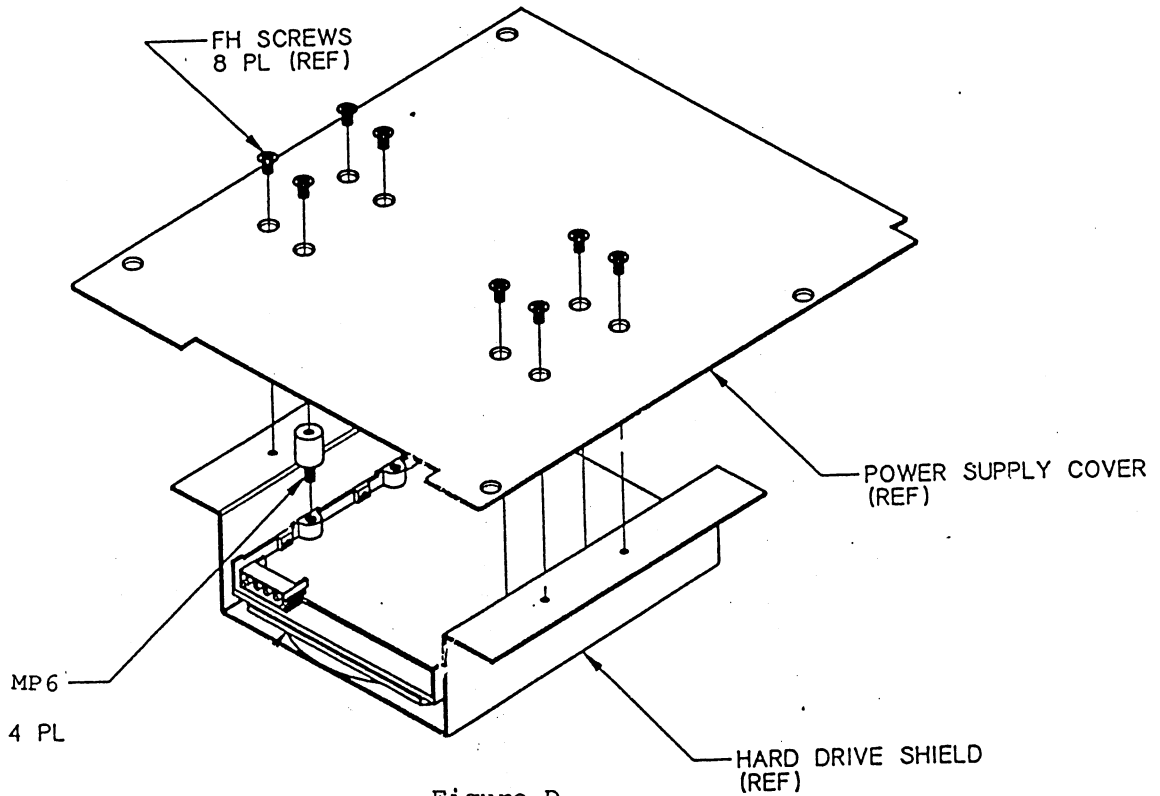


Figure D.

CHANGE #5 - 48270

Rev. -P, A1 Video/Graphics/Keyboard (VGK) Interface PCA (1722A-4001)

On page 4-15, Table 4-4,

CHANGE: U48,77,78|IC,LSTTL,3-8 LINE DCDR W/ENABLE
|407585|01295|SN74LS138N|3
TO: U77,78 |IC,LSTTL,3-8 LINE DCDR W/ENABLE
|407585|01295|SN74LS138N|2
ADD: U48|VGK PROG PAL ASSY|931139|89536|931139|1

CHANGE #6 - 48393

Rev. -T, A4 Single-Board Computer (SBC) PCA (1722A-4004)

On page 4-22, Table 4-7,

CHANGE: C126|CAP,MICA,360PF,+/-1%,500V
|170407|93790|CD15FD361F03|1
TO: C126|CAP,MICA,430PF,+/-5%,500V
|177980|93790|CD15FD431J03|1
CHANGE: R24|RES,MF,1K,+/-1%,0.125W,100PPM
|168229|91637|CMF551001FT|1
TO: R24|RES,MF,200K,+/-1%,0.125W,100PPM
|245340|91637|CMF552000FT|1

On page 5-35, Figure 5-5,

Change the value of C126,

FROM: 360PF TO: 430PF

Change the value of R24,

FROM: 1.0K TO: 200K

CHANGE #7 - 48002

Rev. -H, Option -010 Analog Measurement Processor PCA (1752A-4030)

On page 4-38, Table 4-16,

CHANGE: U35,36|IC,CMOS,16 CHANNEL ANALOG MUX
|723684|34371|1H5116CPI|2
TO: U35,36|IC,CMOS,16 CHANNEL/8 CHAN ANALOG MUX
|904685|34371|HI35165 |2